

Monthly Financial Report

For Month ending March 31,2022

| <u>Fund</u> | <u>Balance 3/01/2022</u> | <u>Overdrafts 3/01/2022</u> | <u>Receipts for March</u> | <u>Disbursements March</u> | <u>Balance 3/31/2022</u> | <u>Overdrafts 3/31/2022</u> | <u>Warrants Outstanding</u> |
|--------------------------------------|------------------------------|---------------------------------|-------------------------------|--------------------------------|------------------------------|---------------------------------|---------------------------------|
| 10100General Operating | 10,090,868.40 | 0.00 | 5,948,682.11 | 3,242,230.28 | 12,797,320.23 | 0.00 | 78,816.97 |
| 10110General Operating Reserve | 2,500,000.00 | 0.00 | 0.00 | 0.00 | 2,500,000.00 | 0.00 | 0.00 |
| 10120Medicaid Sales Tx Transition f | 0.00 | 0.00 | 0.00 | 0.00 | 0.00 | 0.00 | 0.00 |
| 10130Covid19 Virus | 0.00 | 0.00 | 0.00 | 0.00 | 0.00 | 0.00 | 0.00 |
| 10200Unclaimed Monies | 242,435.86 | 0.00 | 27,430.43 | 23,296.10 | 246,570.19 | 0.00 | 78.00 |
| 10310Ditch Operations/Maintenance | 418,604.64 | 0.00 | 203,464.48 | 13,080.63 | 608,988.49 | 0.00 | 466.61 |
| 10311Brenner Jt Co Ditch-Sand.Cty | 18.41 | 0.00 | 1,074.93 | 0.01 | 1,093.33 | 0.00 | 0.00 |
| 10312Karbler Jt ditch- Sandusky Co | 16.01 | 0.00 | 267.29 | 10.42 | 272.88 | 0.00 | 0.00 |
| 10313Wahl Jt. ditch-Sandusky County | 0.00 | 0.00 | 11.20 | 0.22 | 10.98 | 0.00 | 0.00 |
| 10410Sheriff Policing & SRO | 134,478.03 | 0.00 | 89,269.66 | 61,051.36 | 162,696.33 | 0.00 | 0.00 |
| 10411Sheriff Revolve-BGSU | 0.00 | 0.00 | 0.00 | 0.00 | 0.00 | 0.00 | 0.00 |
| 10412North Point Educational School | 0.00 | 0.00 | 0.00 | 0.00 | 0.00 | 0.00 | 0.00 |
| 10413Sheriffs Dispatching | 0.00 | -122,934.97 | 62,527.66 | 79,415.12 | 0.00 | -139,822.43 | 0.00 |
| 10414EHOVE Policing Rotary Fund | 0.00 | 0.00 | 0.00 | 0.00 | 0.00 | 0.00 | 0.00 |
| 10415Special Duty Policing Rotary | 0.00 | 0.00 | 0.00 | 0.00 | 0.00 | 0.00 | 0.00 |
| 10416Huron Dispatch Rotary Fund | 0.00 | 0.00 | 0.00 | 0.00 | 0.00 | 0.00 | 0.00 |
| 10417PERKINS TOWNSHIP DISPATCHING | 0.00 | 0.00 | 0.00 | 0.00 | 0.00 | 0.00 | 0.00 |
| 10418Townsend Comm. Resource Officer | 0.00 | 0.00 | 0.00 | 0.00 | 0.00 | 0.00 | 0.00 |
| 10419Security Details | 0.00 | -7,543.39 | 8,589.45 | 6,311.86 | 0.00 | -5,265.80 | 0.00 |
| 10510Recorder Equipment | 173,075.44 | 0.00 | 8,523.00 | 534.44 | 181,064.00 | 0.00 | 0.00 |
| 20110DD - Operating | 4,880,038.06 | 0.00 | 3,056,653.03 | 512,273.79 | 7,424,417.30 | 0.00 | 68,277.27 |
| 20120Federal Stimulus Money | 0.00 | 0.00 | 0.00 | 0.00 | 0.00 | 0.00 | 0.00 |
| 20121Help Me Grow - DD | 583,864.44 | 0.00 | 49,260.02 | 32,095.38 | 601,029.08 | 0.00 | 906.65 |
| 20122Ohio Early Start | 0.00 | 0.00 | 0.00 | 0.00 | 0.00 | 0.00 | 0.00 |
| 20123Grant | 0.00 | 0.00 | 0.00 | 0.00 | 0.00 | 0.00 | 0.00 |
| 20124Grant | 0.00 | 0.00 | 0.00 | 0.00 | 0.00 | 0.00 | 0.00 |
| 20125Grant | 0.00 | 0.00 | 0.00 | 0.00 | 0.00 | 0.00 | 0.00 |
| 20131Cap Contingency Reserve | 314,562.89 | 0.00 | 0.00 | 0.00 | 314,562.89 | 0.00 | 0.00 |
| 20140Residential/Waiver Serv | 292,905.39 | 0.00 | 380,904.78 | 0.00 | 673,810.17 | 0.00 | 0.00 |
| 20150DD Donations | 116,585.54 | 0.00 | 0.00 | 0.00 | 116,585.54 | 0.00 | 0.00 |
| 20160DD RESERVE FUND | 500,000.00 | 0.00 | 0.00 | 0.00 | 500,000.00 | 0.00 | 0.00 |
| 20201ADAMHS ERIE- GENERAL FUND | 2,336,852.58 | 0.00 | 1,599,968.04 | 969,298.56 | 2,967,522.06 | 0.00 | 61,995.91 |
| 20202ADAMHS TITLE XX | 0.00 | -6,683.39 | 0.00 | 0.00 | 0.00 | -6,683.39 | 0.00 |
| 20203MH BG | 13,186.05 | 0.00 | 11,293.57 | 0.00 | 24,479.62 | 0.00 | 0.00 |
| 20204SAPT | 79,689.02 | 0.00 | 0.00 | 10,644.61 | 69,044.41 | 0.00 | 2,830.69 |
| 20205OOD | 103,249.14 | 0.00 | 141,065.89 | 117,218.44 | 127,096.59 | 0.00 | 117,218.44 |
| 20206NW Regional District | 93,486.00 | 0.00 | 0.00 | 1,571.44 | 91,914.56 | 0.00 | 1,571.44 |
| 20207Whole Child Matters | 0.00 | 0.00 | 0.00 | 0.00 | 0.00 | 0.00 | 0.00 |
| 20208SOR | 313,695.85 | 0.00 | 0.00 | 217,719.92 | 95,975.93 | 0.00 | 45,100.77 |
| 20209Alcohol Use Disorder Grant FY2 | 110,000.00 | 0.00 | 0.00 | 0.00 | 110,000.00 | 0.00 | 0.00 |
| 20210SABG Covid Mitigation Grant | 0.00 | 0.00 | 17,314.78 | 0.00 | 17,314.78 | 0.00 | 0.00 |
| 20410Public Assistance | 1,107,437.44 | 0.00 | 186,491.41 | 675,301.70 | 618,627.15 | 0.00 | 235,585.05 |
| 20411Workforce Innov&OpportunityAct | 126,318.79 | 0.00 | 52,445.03 | 113,233.65 | 65,530.17 | 0.00 | 11,207.95 |
| 20510Childrens Services | 3,898,780.77 | 0.00 | 151,706.80 | 204,285.26 | 3,846,202.31 | 0.00 | 47,858.32 |
| 20710Child Supp Enforcement Agency | 1,390,162.40 | 0.00 | 38,861.86 | 198,351.11 | 1,230,673.15 | 0.00 | 33,699.63 |

Monthly Financial Report

For Month ending March 31,2022

| <u>Fund</u> | <u>Balance 3/01/2022</u> | <u>Overdrafts 3/01/2022</u> | <u>Receipts for March</u> | <u>Disbursements March</u> | <u>Balance 3/31/2022</u> | <u>Overdrafts 3/31/2022</u> | <u>Warrants Outstanding</u> |
|-------------------------------------|------------------------------|---------------------------------|-------------------------------|--------------------------------|------------------------------|---------------------------------|---------------------------------|
| 21010Certificate of Title Admin | 292,599.90 | 0.00 | 30,022.66 | 21,810.11 | 300,812.45 | 0.00 | 0.00 |
| 21210Dog & Kennel Operating | 299,456.72 | 0.00 | 9,959.75 | 27,768.44 | 281,648.03 | 0.00 | 2,240.92 |
| 21220Dog & Kennel Donations | 228,240.68 | 0.00 | 627.24 | 1,174.28 | 227,693.64 | 0.00 | 1,011.19 |
| 21310Real Estate Assessment | 1,499,337.34 | 0.00 | 771,431.77 | 59,117.16 | 2,211,651.95 | 0.00 | 0.00 |
| 21510Motor Vehicle Lic & Gas Tax | 3,662,543.08 | 0.00 | 538,579.89 | 564,396.15 | 3,636,726.82 | 0.00 | 49,495.81 |
| 21520Engineer - Federal | 0.00 | 0.00 | 0.00 | 0.00 | 0.00 | 0.00 | 0.00 |
| 21521SCRAP TIRE GRANT 2010 | 0.00 | 0.00 | 0.00 | 0.00 | 0.00 | 0.00 | 0.00 |
| 21522Eng-Fed Heywood Rd. | 0.00 | 0.00 | 0.00 | 0.00 | 0.00 | 0.00 | 0.00 |
| 21523Eng - Fed Flo Wake | 0.00 | 0.00 | 0.00 | 0.00 | 0.00 | 0.00 | 0.00 |
| 21524Eng. Fed - Old Railroad | 0.00 | 0.00 | 0.00 | 0.00 | 0.00 | 0.00 | 0.00 |
| 21525Eng Fed - Strub/Columb | 0.00 | 0.00 | 0.00 | 0.00 | 0.00 | 0.00 | 0.00 |
| 22010Delinq Real Estate Treasurer | 392,782.48 | 0.00 | 297,477.34 | 13,702.53 | 676,557.29 | 0.00 | 316.80 |
| 22011Delinq Real Estate Prosecurtor | 0.00 | -2,194.49 | 97,732.16 | 11,485.47 | 84,052.20 | 0.00 | 0.00 |
| 22501Housing B-L-04-021-1 | 0.00 | 0.00 | 0.00 | 0.00 | 0.00 | 0.00 | 0.00 |
| 22502B-L-05-021-1 | 0.00 | 0.00 | 0.00 | 0.00 | 0.00 | 0.00 | 0.00 |
| 22510B-F 02-021-1 | 0.00 | 0.00 | 0.00 | 0.00 | 0.00 | 0.00 | 0.00 |
| 22511Formula - B-F-15-1AU-1 | 0.36 | 0.00 | 0.00 | 0.00 | 0.36 | 0.00 | 0.00 |
| 22512Formula B-F-04-021-1 | 0.00 | 0.00 | 0.00 | 0.00 | 0.00 | 0.00 | 0.00 |
| 22513B-F-05-021-1 | 0.00 | 0.00 | 0.00 | 0.00 | 0.00 | 0.00 | 0.00 |
| 22514Target of Opportunity Grant | 0.00 | 0.00 | 0.00 | 0.00 | 0.00 | 0.00 | 0.00 |
| 22515Formula B-F-20-1AU-1 | 0.00 | -8,289.89 | 220.59 | 4,057.37 | 0.00 | -12,126.67 | 540.50 |
| 22516Formula Grant BF 16-1AU-1 | 0.00 | 0.00 | 0.00 | 0.00 | 0.00 | 0.00 | 0.00 |
| 225172017 Formula BF18-1AU-1 | 0.00 | 0.00 | 0.00 | 0.00 | 0.00 | 0.00 | 0.00 |
| 225182009 Formula CDBG | 0.00 | 0.00 | 0.00 | 0.00 | 0.00 | 0.00 | 0.00 |
| 22519CDBG 2010 Grant | 0.00 | 0.00 | 0.00 | 0.00 | 0.00 | 0.00 | 0.00 |
| 22520CDBG | 0.00 | 0.00 | 0.00 | 0.00 | 0.00 | 0.00 | 0.00 |
| 22521FORMULA B-F-11-021-1 | 0.00 | 0.00 | 0.00 | 0.00 | 0.00 | 0.00 | 0.00 |
| 22522NEIGHBORHOOD REV B-NR-11-1AL | 0.00 | 0.00 | 0.00 | 0.00 | 0.00 | 0.00 | 0.00 |
| 22523NEIGHBORHOOD INITIATIVE PRGM | 0.00 | 0.00 | 0.00 | 0.00 | 0.00 | 0.00 | 0.00 |
| 22531CHIP GRANT 2013 | 0.00 | 0.00 | 0.00 | 0.00 | 0.00 | 0.00 | 0.00 |
| 225322019 CHIP Grant | 0.00 | -25,501.16 | 27,364.00 | 51,089.00 | 0.00 | -49,226.16 | 0.00 |
| 22533CHIP 2017 | 0.00 | 0.00 | 0.00 | 0.00 | 0.00 | 0.00 | 0.00 |
| 22534CHIP B-C-04-021-2 | 0.00 | 0.00 | 0.00 | 0.00 | 0.00 | 0.00 | 0.00 |
| 22535CHIP B-C-06-021-1 | 0.00 | 0.00 | 0.00 | 0.00 | 0.00 | 0.00 | 0.00 |
| 22536CHIP B-C-06-021-2 | 0.00 | 0.00 | 0.00 | 0.00 | 0.00 | 0.00 | 0.00 |
| 22537CHIP FY 2010 | 0.00 | 0.00 | 0.00 | 0.00 | 0.00 | 0.00 | 0.00 |
| 22540Development Rotary | 236,600.89 | 0.00 | 1,539.21 | 0.00 | 238,140.10 | 0.00 | 0.00 |
| 22590COMMRS ECONOMIC DEV | 0.00 | 0.00 | 0.00 | 0.00 | 0.00 | 0.00 | 0.00 |
| 22601LEAD REMOVAL GRANT | 0.00 | 0.00 | 0.00 | 0.00 | 0.00 | 0.00 | 0.00 |
| 226022016 LEAD REMOVAL GRANT | 0.00 | -1,532.44 | 0.00 | 0.00 | 0.00 | -1,532.44 | 0.00 |
| 22605Neighbor Stabilization | 0.00 | 0.00 | 0.00 | 0.00 | 0.00 | 0.00 | 0.00 |
| 22631ODH/OEPA Sewage | 0.00 | 0.00 | 0.00 | 0.00 | 0.00 | 0.00 | 0.00 |
| 22632ODH/OEPA Sewage 2014 | 0.00 | 0.00 | 0.00 | 0.00 | 0.00 | 0.00 | 0.00 |
| 22710Community Rotary | 4,650.32 | 0.00 | 0.00 | 0.00 | 4,650.32 | 0.00 | 0.00 |
| 22720Abatements | 34,708.07 | 0.00 | 2,190.71 | 1,165.65 | 35,733.13 | 0.00 | 0.00 |

Monthly Financial Report

For Month ending March 31,2022

| <u>Fund</u> | <u>Balance 3/01/2022</u> | <u>Overdrafts 3/01/2022</u> | <u>Receipts for March</u> | <u>Disbursements March</u> | <u>Balance 3/31/2022</u> | <u>Overdrafts 3/31/2022</u> | <u>Warrants Outstanding</u> |
|-------------------------------------|------------------------------|---------------------------------|-------------------------------|--------------------------------|------------------------------|---------------------------------|---------------------------------|
| 22730Housing Revolving Loan | 83,244.46 | 0.00 | 3,420.63 | 0.00 | 86,665.09 | 0.00 | 0.00 |
| 228002203.201 (A) Computers | 9,515.73 | 0.00 | 240.00 | 0.00 | 9,755.73 | 0.00 | 0.00 |
| 228102303.201 (B) Computers | 34,355.48 | 0.00 | 2,875.80 | 30,000.00 | 7,231.28 | 0.00 | 0.00 |
| 22820Probate- Computerization | 52,565.65 | 0.00 | 530.00 | 23,009.28 | 30,086.37 | 0.00 | 0.00 |
| 22825Probate Legal Research | 6,253.33 | 0.00 | 204.00 | 0.00 | 6,457.33 | 0.00 | 0.00 |
| 22830Juvenile- Computerization | 2,520.73 | 0.00 | 169.00 | 3,600.00 | 0.00 | -910.27 | 0.00 |
| 22850Special Proj-TONE | 58,054.95 | 0.00 | 3,177.77 | 0.00 | 61,232.72 | 0.00 | 0.00 |
| 22851Spec Proj-Binette | 74,926.36 | 0.00 | 1,500.25 | 0.00 | 76,426.61 | 0.00 | 0.00 |
| 22852Domestic Spec Proj-Tone | 43,014.48 | 0.00 | 800.00 | 0.00 | 43,814.48 | 0.00 | 0.00 |
| 22853Domestic Spec Proj- Binette | 36,667.83 | 0.00 | 650.00 | 0.00 | 37,317.83 | 0.00 | 0.00 |
| 22854Foreclosure Action-Tone | 11,496.34 | 0.00 | 500.00 | 4,040.05 | 7,956.29 | 0.00 | 0.00 |
| 22855Foreclosure Action-Binette | 49,665.02 | 0.00 | 2,000.00 | 8,481.00 | 43,184.02 | 0.00 | 0.00 |
| 22856Spec Projects McGooley | 11,842.62 | 0.00 | 265.00 | 0.00 | 12,107.62 | 0.00 | 0.00 |
| 22857Domestic Spec Proj McGooley | 50.00 | 0.00 | 0.00 | 0.00 | 50.00 | 0.00 | 0.00 |
| 22858Foreclosure Spec Proj McGooley | 0.00 | 0.00 | 0.00 | 0.00 | 0.00 | 0.00 | 0.00 |
| 23010Felony Delinq Care/Custody | 130,883.74 | 0.00 | 0.00 | 24,827.28 | 106,056.46 | 0.00 | 589.97 |
| 23020Juvenile Indig Driver Alcohol | 48,032.50 | 0.00 | 78.24 | 0.00 | 48,110.74 | 0.00 | 0.00 |
| 23021JAIBG Security System 2012 | 0.00 | 0.00 | 0.00 | 0.00 | 0.00 | 0.00 | 0.00 |
| 23022STRONG FAMILIES GRANT | 0.00 | -18,888.66 | 0.00 | 5,568.52 | 0.00 | -24,457.18 | 1,402.50 |
| 230232016 JABG- Family Ct | 0.00 | 0.00 | 0.00 | 0.00 | 0.00 | 0.00 | 0.00 |
| 23024Wraparound Grant | 0.00 | 0.00 | 0.00 | 0.00 | 0.00 | 0.00 | 0.00 |
| 23025Juv Ignition Interlock Monitor | 606.32 | 0.00 | 0.00 | 0.00 | 606.32 | 0.00 | 0.00 |
| 230312017 OH Sup Ct Tech grant | 5,858.50 | 0.00 | 0.00 | 0.00 | 5,858.50 | 0.00 | 0.00 |
| 23041JAIBG-Youth Violence Reductn | 0.00 | 0.00 | 0.00 | 0.00 | 0.00 | 0.00 | 0.00 |
| 230512020 Remote Tech Grant | 0.00 | 0.00 | 0.00 | 0.00 | 0.00 | 0.00 | 0.00 |
| 23061Juv Ct-OCJS CV grant 2020 | 0.00 | -5,616.00 | 0.00 | 0.00 | 0.00 | -5,616.00 | 0.00 |
| 23062JJC- OCJS CV grant 2020 | 7,898.60 | 0.00 | 0.00 | 0.00 | 7,898.60 | 0.00 | 0.00 |
| 23063SUPREME CT SPEC DOCKET-JUV (| 0.00 | 0.00 | 75,000.00 | 0.00 | 75,000.00 | 0.00 | 0.00 |
| 23070Juvenile Court - Donations | 4,433.85 | 0.00 | 0.00 | 0.00 | 4,433.85 | 0.00 | 0.00 |
| 23075Child Supp - Juv Court | 108,880.91 | 0.00 | 66.70 | 115.22 | 108,832.39 | 0.00 | 0.00 |
| 23076Title IV-E | 193,852.02 | 0.00 | 0.00 | 0.00 | 193,852.02 | 0.00 | 0.00 |
| 23080Stein Foundation Grant | 0.00 | 0.00 | 0.00 | 0.00 | 0.00 | 0.00 | 0.00 |
| 23110Northern Ohio Juvenile CCF | 413,138.10 | 0.00 | 3,549.15 | 132,919.01 | 283,768.24 | 0.00 | 3,375.04 |
| 23210Indigent Guardianship | 3,372.85 | 0.00 | 2,239.10 | 2,436.68 | 3,175.27 | 0.00 | 2,436.68 |
| 23220Conduct of Business - Probate | 8,599.07 | 0.00 | 16.00 | 0.00 | 8,615.07 | 0.00 | 0.00 |
| 23230Domestic Shelters | 1,918.00 | 0.00 | 695.49 | 0.00 | 2,613.49 | 0.00 | 0.00 |
| 23510Muni Ct- Research Computer | 50,549.53 | 0.00 | 817.00 | 0.00 | 51,366.53 | 0.00 | 0.00 |
| 23520Computerization-Muni Ct Clerk | 185,121.28 | 0.00 | 3,277.00 | 0.00 | 188,398.28 | 0.00 | 0.00 |
| 235252020 Remote Tech Muni Ct grant | 0.00 | 0.00 | 0.00 | 0.00 | 0.00 | 0.00 | 0.00 |
| 235262021 Muni Court Technology Gra | 250,000.00 | 0.00 | 0.00 | 0.00 | 250,000.00 | 0.00 | 0.00 |
| 23530Capital Improvements-Muni Ct | 669,642.45 | 0.00 | 9,693.00 | 7,291.27 | 672,044.18 | 0.00 | 0.00 |
| 23540Muni Ct Indig Driver Alc. tmt | 315,198.69 | 0.00 | 2,805.38 | 0.00 | 318,004.07 | 0.00 | 0.00 |
| 23541Indigent Kelleys Island | 1.50 | 0.00 | 0.00 | 0.00 | 1.50 | 0.00 | 0.00 |
| 23550Indigent Immobilization | 1,930.34 | 0.00 | 0.00 | 0.00 | 1,930.34 | 0.00 | 0.00 |
| 23555Ind Ignition Interlock | 71,728.99 | 0.00 | 408.68 | 0.00 | 72,137.67 | 0.00 | 0.00 |

Monthly Financial Report

For Month ending March 31,2022

| <u>Fund</u> | <u>Balance</u> <u>3/01/2022</u> | <u>Overdrafts</u> <u>3/01/2022</u> | <u>Receipts for</u> <u>March</u> | <u>Disbursements</u> <u>March</u> | <u>Balance</u> <u>3/31/2022</u> | <u>Overdrafts</u> <u>3/31/2022</u> | <u>Warrants</u> <u>Outstanding</u> |
|-------------------------------------|------------------------------------|---------------------------------------|-------------------------------------|--------------------------------------|------------------------------------|---------------------------------------|---------------------------------------|
| 23710LAW LIBRARY | 255,823.33 | 0.00 | 18,772.20 | 27,538.20 | 247,057.33 | 0.00 | 718.10 |
| 23810Public Defender | 0.00 | 0.00 | 0.00 | 0.00 | 0.00 | 0.00 | 0.00 |
| 23811Legal Rep Pilot Project Grant | 0.00 | -10,283.55 | 5,767.44 | 6,350.77 | 0.00 | -10,866.88 | 1,329.19 |
| 24000Concealed Handgun Issuance | 42,931.26 | 0.00 | 5,241.00 | 6,238.80 | 41,933.46 | 0.00 | 0.00 |
| 24011STEP Grant Sheriff | 94.97 | 0.00 | 0.00 | 0.00 | 94.97 | 0.00 | 0.00 |
| 24012IDEP GRANT- Sheriff | 1,314.73 | 0.00 | 184.49 | 184.47 | 1,314.75 | 0.00 | 0.00 |
| 24021Homeland Sec/NBI 2017 | 0.00 | 0.00 | 0.00 | 0.00 | 0.00 | 0.00 | 0.00 |
| 24031HVEO STEP Grant 2016 FY | 0.00 | 0.00 | 0.00 | 0.00 | 0.00 | 0.00 | 0.00 |
| 24032HVEO IDEP 2016 Grant FY | 0.00 | 0.00 | 0.00 | 0.00 | 0.00 | 0.00 | 0.00 |
| 24033HVEO STEP GRANT FY 17 | 0.00 | 0.00 | 0.00 | 0.00 | 0.00 | 0.00 | 0.00 |
| 24034HVEO IDEP GRANT FY 17 | 0.00 | 0.00 | 0.00 | 0.00 | 0.00 | 0.00 | 0.00 |
| 24035EHOVE SRO GRANT 08 | 0.00 | 0.00 | 0.00 | 0.00 | 0.00 | 0.00 | 0.00 |
| 24039SRO Local Match | 0.00 | 0.00 | 0.00 | 0.00 | 0.00 | 0.00 | 0.00 |
| 24041ESORN Grant Reimbursement | 0.00 | 0.00 | 0.00 | 0.00 | 0.00 | 0.00 | 0.00 |
| 24042Loc Gov Safety Capital Grant | 0.00 | 0.00 | 0.00 | 0.00 | 0.00 | 0.00 | 0.00 |
| 24051LLEBG | 0.00 | 0.00 | 0.00 | 0.00 | 0.00 | 0.00 | 0.00 |
| 240522007 LLEBG | 0.00 | 0.00 | 0.00 | 0.00 | 0.00 | 0.00 | 0.00 |
| 24053USDOJ COPS Technology | 0.00 | 0.00 | 0.00 | 0.00 | 0.00 | 0.00 | 0.00 |
| 24054HighwayVisibility Enforcement | 0.00 | 0.00 | 0.00 | 0.00 | 0.00 | 0.00 | 0.00 |
| 24055High Visibility Enforcement | 0.00 | 0.00 | 0.00 | 0.00 | 0.00 | 0.00 | 0.00 |
| 24056Highway Safety OT - 2013 | 0.00 | 0.00 | 0.00 | 0.00 | 0.00 | 0.00 | 0.00 |
| 24057Highway Safety OT 2014 | 0.00 | 0.00 | 0.00 | 0.00 | 0.00 | 0.00 | 0.00 |
| 240582015 Highway OT Grant | 0.00 | 0.00 | 0.00 | 0.00 | 0.00 | 0.00 | 0.00 |
| 24059IMPAIRED DRIVING GRANT 2015 | 0.00 | 0.00 | 0.00 | 0.00 | 0.00 | 0.00 | 0.00 |
| 24060Commissary Rotary | 0.00 | 0.00 | 0.00 | 0.00 | 0.00 | 0.00 | 0.00 |
| 24065Donations - Sheriff | 18,882.16 | 0.00 | 550.00 | 144.05 | 19,288.11 | 0.00 | 28.20 |
| 24070Drug Enforcement | 176.92 | 0.00 | 0.00 | 0.00 | 176.92 | 0.00 | 0.00 |
| 24080Contraband Forfeiture | 0.00 | 0.00 | 0.00 | 0.00 | 0.00 | 0.00 | 0.00 |
| 24085 NO-Use 78100 ARSON REGISTRY | 0.00 | 0.00 | 0.00 | 0.00 | 0.00 | 0.00 | 0.00 |
| 24090Alcohol -Enforcement & Ed. | 31,833.92 | 0.00 | 0.00 | 0.00 | 31,833.92 | 0.00 | 0.00 |
| 24311Drug Task Force 05 | 0.00 | 0.00 | 0.00 | 0.00 | 0.00 | 0.00 | 0.00 |
| 24312Task Force 2006 | 0.00 | 0.00 | 0.00 | 0.00 | 0.00 | 0.00 | 0.00 |
| 24313DRUG TASK FORCE 07 | 0.00 | 0.00 | 0.00 | 0.00 | 0.00 | 0.00 | 0.00 |
| 24315Local Task Force | 22,940.39 | 0.00 | 0.00 | 4,620.07 | 18,320.32 | 0.00 | 0.00 |
| 24510Adult Probation | 111,512.77 | 0.00 | 3,409.75 | 106.20 | 114,816.32 | 0.00 | 0.00 |
| 24521Drug Court-SOR grant | 0.00 | 0.00 | 0.00 | 0.00 | 0.00 | 0.00 | 0.00 |
| 24522Spec Docket Subsidy grant- Ton | 0.00 | 0.00 | 75,000.00 | 0.00 | 75,000.00 | 0.00 | 0.00 |
| 24531Intensive Supervision | 27,222.48 | 0.00 | 0.00 | 0.00 | 27,222.48 | 0.00 | 0.00 |
| 24532ODRC 408 Subsidy Grant | 4,757.51 | 0.00 | 0.00 | 0.00 | 4,757.51 | 0.00 | 0.00 |
| 24533ISP- CCA 407 2021-23 grant | 30,177.39 | 0.00 | 173.01 | 17,891.68 | 12,458.72 | 0.00 | 0.00 |
| 24534PT CCA 408 grant 2021-23 | 28,462.95 | 0.00 | 0.00 | 0.00 | 28,462.95 | 0.00 | 0.00 |
| 24535Smart Ohio Pilot Grant | 0.00 | 0.00 | 0.00 | 0.00 | 0.00 | 0.00 | 0.00 |
| 24536Targeted Comm Alt to Prison Gr | 0.00 | 0.00 | 0.00 | 0.00 | 0.00 | 0.00 | 0.00 |
| 24537TCAP 2021-2023 | 47,868.26 | 0.00 | 0.00 | 21,482.80 | 26,385.46 | 0.00 | 0.00 |
| 24538JUSTICE REINVEST INCENT 21-23 | 44,447.24 | 0.00 | 0.00 | 3,735.42 | 40,711.82 | 0.00 | 0.00 |

April 1,2022
9:11AM

Erie County Auditor

Report: Ohfinrpt.rpt
9 of 14

Monthly Financial Report

For Month ending March 31,2022

| <u>Fund</u> | <u>Balance</u> <u>3/01/2022</u> | <u>Overdrafts</u> <u>3/01/2022</u> | <u>Receipts for</u> <u>March</u> | <u>Disbursements</u> <u>March</u> | <u>Balance</u> <u>3/31/2022</u> | <u>Overdrafts</u> <u>3/31/2022</u> | <u>Warrants</u> <u>Outstanding</u> |
|-------------------------------------|------------------------------------|---------------------------------------|-------------------------------------|--------------------------------------|------------------------------------|---------------------------------------|---------------------------------------|
| 71531Real Estate - FIRST HALF 2021 | 44,785.96 | 0.00 | 0.00 | 44,785.96 | 0.00 | 0.00 | 0.00 |
| 71541Real Estate - 2nd 1/2 2021 | 92,206.63 | 0.00 | 0.00 | 92,206.63 | 0.00 | 0.00 | 0.00 |
| 71550PREPAID REAL ESTATE 2014 | 0.00 | 0.00 | 0.00 | 0.00 | 0.00 | 0.00 | 0.00 |
| 71551RE-1st Half 2021 pay 2022 | 74,993,629.58 | 0.00 | 1,776,891.99 | 76,702,632.78 | 67,888.79 | 0.00 | 43.14 |
| 71561RE-2nd Half 2021 pay 2022 | 1,374,781.93 | 0.00 | 1,024,475.11 | 6,396.26 | 2,392,860.78 | 0.00 | 3,993.19 |
| 71571Real Estate - 2016 1st half | 0.00 | 0.00 | 0.00 | 0.00 | 0.00 | 0.00 | 0.00 |
| 71572Real Estate-2nd 1/2 2016 | 0.00 | 0.00 | 0.00 | 0.00 | 0.00 | 0.00 | 0.00 |
| 71573Real Estate 1st Half 2017 | 0.00 | 0.00 | 0.00 | 0.00 | 0.00 | 0.00 | 0.00 |
| 715742nd 1/2 Real Estate 17 | 0.00 | 0.00 | 0.00 | 0.00 | 0.00 | 0.00 | 0.00 |
| 715752nd 1/2 Real Estate 09 | 0.00 | 0.00 | 0.00 | 0.00 | 0.00 | 0.00 | 0.00 |
| 715761st 1/2 Real Estate '10 | 0.00 | 0.00 | 0.00 | 0.00 | 0.00 | 0.00 | 0.00 |
| 715772nd 1/2 Real Estate '10 | 0.00 | 0.00 | 0.00 | 0.00 | 0.00 | 0.00 | 0.00 |
| 71578Real Estate 1st 1/2 2018 | 0.00 | 0.00 | 0.00 | 0.00 | 0.00 | 0.00 | 0.00 |
| 71579Real Estate 2nd 1/2 2018 | 0.00 | 0.00 | 0.00 | 0.00 | 0.00 | 0.00 | 0.00 |
| 71580Real Estate 1st 1/2 2019 | 0.00 | 0.00 | 0.00 | 0.00 | 0.00 | 0.00 | 0.00 |
| 71581RE 2nd 1/2 2019 | 0.00 | 0.00 | 0.00 | 0.00 | 0.00 | 0.00 | 0.00 |
| 71582RE Prepay - Second 05 | 0.00 | 0.00 | 0.00 | 0.00 | 0.00 | 0.00 | 0.00 |
| 71583RE Prepay - First 06 | 0.00 | 0.00 | 0.00 | 0.00 | 0.00 | 0.00 | 0.00 |
| 71584RE Prepay - Second 06 | 0.00 | 0.00 | 0.00 | 0.00 | 0.00 | 0.00 | 0.00 |
| 71590General Tax 379 | 0.00 | 0.00 | 0.00 | 0.00 | 0.00 | 0.00 | 0.00 |
| 71611Personal - Second Half 04 | 0.00 | 0.00 | 0.00 | 0.00 | 0.00 | 0.00 | 0.00 |
| 71621Personal - First Half 05 | 0.00 | 0.00 | 0.00 | 0.00 | 0.00 | 0.00 | 0.00 |
| 71631Personal - Second Half 05 | 0.00 | 0.00 | 0.00 | 0.00 | 0.00 | 0.00 | 0.00 |
| 71641Personal - First Half 06 | 0.00 | 0.00 | 0.00 | 0.00 | 0.00 | 0.00 | 0.00 |
| 71651Personal - Second Half 06 | 0.00 | 0.00 | 0.00 | 0.00 | 0.00 | 0.00 | 0.00 |
| 71661Personal - First Half 07 | 0.00 | 0.00 | 0.00 | 0.00 | 0.00 | 0.00 | 0.00 |
| 71671Personal - Second Half 07 | 0.00 | 0.00 | 0.00 | 0.00 | 0.00 | 0.00 | 0.00 |
| 71681Pers Prop 1st 1/2 08 | 0.00 | 0.00 | 0.00 | 0.00 | 0.00 | 0.00 | 0.00 |
| 71691Pers. Prop 2nd 1/2 2008 | 0.00 | 0.00 | 0.00 | 0.00 | 0.00 | 0.00 | 0.00 |
| 71692Pers Prop 1st 1/2 09 | 0.00 | 0.00 | 0.00 | 0.00 | 0.00 | 0.00 | 0.00 |
| 71693Personal Property 2nd 1/2 2010 | 0.00 | 0.00 | 0.00 | 0.00 | 0.00 | 0.00 | 0.00 |
| 71694Personal Property 1st 1/2 2010 | 0.00 | 0.00 | 0.00 | 0.00 | 0.00 | 0.00 | 0.00 |
| 71695Personal Property 2nd 1/2 2010 | 0.00 | 0.00 | 0.00 | 0.00 | 0.00 | 0.00 | 0.00 |
| 71696Personal Property 1st 1/2 2011 | 0.00 | 0.00 | 0.00 | 0.00 | 0.00 | 0.00 | 0.00 |
| 71697Personal Property 2nd 1/2 2011 | 0.00 | 0.00 | 0.00 | 0.00 | 0.00 | 0.00 | 0.00 |
| 71698Commercial Activity Tax | 0.00 | 0.00 | 0.00 | 0.00 | 0.00 | 0.00 | 0.00 |
| 71711MFD - Second Half '12 | 0.00 | 0.00 | 0.00 | 0.00 | 0.00 | 0.00 | 0.00 |
| 717121st 1/2 MFD Homes 2018 | 0.00 | 0.00 | 0.00 | 0.00 | 0.00 | 0.00 | 0.00 |
| 71721MFD HOMES - 2nd 1/2 2018 | 0.00 | 0.00 | 0.00 | 0.00 | 0.00 | 0.00 | 0.00 |
| 71731Manuf. - FIRST HALF 2020 | 0.00 | 0.00 | 0.00 | 0.00 | 0.00 | 0.00 | 0.00 |
| 71741MFD Homes 2nd Half 2020 | 0.00 | 0.00 | 0.00 | 0.00 | 0.00 | 0.00 | 0.00 |
| 71751MFH 1ST 1/2 2021 | 1,037.77 | 0.00 | 0.00 | 1,037.77 | 0.00 | 0.00 | 0.00 |
| 71761MFH 2ND 1/2 2021 | 226.84 | 0.00 | 0.00 | 226.84 | 0.00 | 0.00 | 0.00 |
| 71771MFD Homes 1st 1/2 2022 | 35,491.80 | 0.00 | 50,078.24 | 604.71 | 84,965.33 | 0.00 | 378.74 |
| 71781MFD Homes - 2nd Half 2022 | 0.00 | 0.00 | 2,983.00 | 0.00 | 2,983.00 | 0.00 | 0.00 |

Monthly Financial Report

For Month ending March 31,2022

| <u>Fund</u> | <u>Balance 3/01/2022</u> | <u>Overdrafts 3/01/2022</u> | <u>Receipts for March</u> | <u>Disbursements March</u> | <u>Balance 3/31/2022</u> | <u>Overdrafts 3/31/2022</u> | <u>Warrants Outstanding</u> |
|-------------------------------------|------------------------------|---------------------------------|-------------------------------|--------------------------------|------------------------------|---------------------------------|---------------------------------|
| 71791MFD Homes 1st Half 2017 | 0.00 | 0.00 | 0.00 | 0.00 | 0.00 | 0.00 | 0.00 |
| 717922017 MFH 2nd 1/2 | 0.00 | 0.00 | 0.00 | 0.00 | 0.00 | 0.00 | 0.00 |
| 71793Manuf 2nd 1/2 '09 | 0.00 | 0.00 | 0.00 | 0.00 | 0.00 | 0.00 | 0.00 |
| 717941st 1/2 MFD Homes 2010 | 0.00 | 0.00 | 0.00 | 0.00 | 0.00 | 0.00 | 0.00 |
| 717952nd 1/2 MFD Homes 2010 | 0.00 | 0.00 | 0.00 | 0.00 | 0.00 | 0.00 | 0.00 |
| 71796Manf Homes 1st 1/2 2019 | 0.00 | 0.00 | 0.00 | 0.00 | 0.00 | 0.00 | 0.00 |
| 71797MFD Homes 2nd 1/2 2019 | 0.00 | 0.00 | 0.00 | 0.00 | 0.00 | 0.00 | 0.00 |
| 71798MFD Homes 1st 1/2 2012 | 0.00 | 0.00 | 0.00 | 0.00 | 0.00 | 0.00 | 0.00 |
| 71811 Local Government Income tax | 0.00 | 0.00 | 198,955.76 | 198,955.76 | 0.00 | 0.00 | 0.00 |
| 71821Cty Coronavirus relief distrib | 0.00 | 0.00 | 0.00 | 0.00 | 0.00 | 0.00 | 0.00 |
| 71831Library/Local Gov Support | 0.00 | 0.00 | 229,779.13 | 229,779.13 | 0.00 | 0.00 | 0.00 |
| 71911Fines Distribution | 0.00 | 0.00 | 43,540.92 | 43,540.92 | 0.00 | 0.00 | 0.00 |
| 71920Lodging Excise Tax | 10,552.05 | 0.00 | 11,047.68 | 10,579.05 | 11,020.68 | 0.00 | 0.00 |
| 71950Ohio Elections Comm. | 650.00 | 0.00 | 0.00 | 0.00 | 650.00 | 0.00 | 0.00 |
| 72011Care Facility Agency | 3,036.81 | 0.00 | 11,962.75 | 5,104.22 | 9,895.34 | 0.00 | 0.00 |
| 72310GIS Board | 223,765.05 | 0.00 | 26,189.10 | 151.50 | 249,802.65 | 0.00 | 0.00 |
| 72311 not used- available | 0.00 | 0.00 | 0.00 | 0.00 | 0.00 | 0.00 | 0.00 |
| 72312 not used- available | 0.00 | 0.00 | 0.00 | 0.00 | 0.00 | 0.00 | 0.00 |
| 72510District Health General | 7,273,447.64 | 0.00 | 2,360,343.80 | 2,501,621.04 | 7,132,170.40 | 0.00 | 1,136,816.98 |
| 72520Health - WIC Nutrition | 0.00 | 0.00 | 0.00 | 0.00 | 0.00 | 0.00 | 0.00 |
| 72521Health - WIC Clinic | 0.00 | 0.00 | 0.00 | 0.00 | 0.00 | 0.00 | 0.00 |
| 72522Health - WIC Brstfd | 0.00 | 0.00 | 0.00 | 0.00 | 0.00 | 0.00 | 0.00 |
| 72531Health - Other Federal | 0.00 | 0.00 | 0.00 | 0.00 | 0.00 | 0.00 | 0.00 |
| 72540Health- Detox Center | 0.00 | 0.00 | 0.00 | 0.00 | 0.00 | 0.00 | 0.00 |
| 72555Health Dist /Envir. Health | 0.00 | 0.00 | 0.00 | 0.00 | 0.00 | 0.00 | 0.00 |
| 72560Health - Water Systems | 0.00 | 0.00 | 0.00 | 0.00 | 0.00 | 0.00 | 0.00 |
| 72565Health - Food Service | 0.00 | 0.00 | 0.00 | 0.00 | 0.00 | 0.00 | 0.00 |
| 72570Health - Marina | 0.00 | 0.00 | 0.00 | 0.00 | 0.00 | 0.00 | 0.00 |
| 72580Health - Camps | 0.00 | 0.00 | 0.00 | 0.00 | 0.00 | 0.00 | 0.00 |
| 72589Health - Tattoo Parlors | 0.00 | 0.00 | 0.00 | 0.00 | 0.00 | 0.00 | 0.00 |
| 72590Health - Pools | 0.00 | 0.00 | 0.00 | 0.00 | 0.00 | 0.00 | 0.00 |
| 72610County 211 Health Dist | 4,619.76 | 0.00 | 0.00 | 0.00 | 4,619.76 | 0.00 | 0.00 |
| 72710Behaviorial Health | 0.00 | 0.00 | 0.00 | 0.00 | 0.00 | 0.00 | 0.00 |
| 73011MetroParks General | 0.00 | 0.00 | 1,309,619.13 | 1,309,619.13 | 0.00 | 0.00 | 0.00 |
| 73021MetroParks Replacement | 0.00 | 0.00 | 0.00 | 0.00 | 0.00 | 0.00 | 0.00 |
| 73022Metro Parks - OPWC | 0.00 | 0.00 | 0.00 | 0.00 | 0.00 | 0.00 | 0.00 |
| 73023MetroParks - Grant | 0.00 | 0.00 | 0.00 | 0.00 | 0.00 | 0.00 | 0.00 |
| 73031MetroParks Bond Retirement | 0.00 | 0.00 | 0.00 | 0.00 | 0.00 | 0.00 | 0.00 |
| 73041MetroParks Donations | 0.00 | 0.00 | 0.00 | 0.00 | 0.00 | 0.00 | 0.00 |
| 73051Sheriff Confiscated Funds | 7,553.00 | 0.00 | 0.00 | 0.00 | 7,553.00 | 0.00 | 0.00 |
| 73511Erie Regional Planning | 257,368.24 | 0.00 | 22,531.95 | 11,737.58 | 268,162.61 | 0.00 | 14.99 |
| 73520ERPC | 35,790.24 | 0.00 | 14,849.70 | 0.00 | 50,639.94 | 0.00 | 0.00 |
| 73521Metro Planning Org | 0.00 | -53,671.88 | 43,908.62 | 35,018.62 | 0.00 | -44,781.88 | 0.00 |
| 73731Soil & Water Conservation | 145.39 | 0.00 | 51,000.00 | 31,843.03 | 19,302.36 | 0.00 | 217.84 |
| 73950Help Me Grow- FCFC | 40,835.61 | 0.00 | 13,607.47 | 27,211.28 | 27,231.80 | 0.00 | 0.00 |

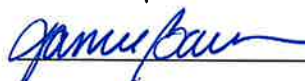
Monthly Financial Report
For Month ending March 31,2022

| Fund | Balance 3/01/2022 | Overdrafts 3/01/2022 | Receipts for March | Disbursements March | Balance 3/31/2022 | Overdrafts 3/31/2022 | Warrants Outstanding |
|--------------------------------|------------------------------|---------------------------------|-------------------------------|--------------------------------|------------------------------|---------------------------------|---------------------------------|
| 77055Deferred Compensation | 0.00 | 0.00 | 0.00 | 0.00 | 0.00 | 0.00 | 0.00 |
| 77060Insurance Premiums | 0.00 | 0.00 | 0.00 | 0.00 | 0.00 | 0.00 | 0.00 |
| 77065Court Costs | 0.00 | 0.00 | 0.00 | 0.00 | 0.00 | 0.00 | 0.00 |
| 77070Savings Bonds | 0.00 | 0.00 | 0.00 | 0.00 | 0.00 | 0.00 | 0.00 |
| 77075Union Dues | 0.00 | 0.00 | 0.00 | 0.00 | 0.00 | 0.00 | 0.00 |
| 77080United Way | 0.00 | 0.00 | 0.00 | 0.00 | 0.00 | 0.00 | 0.00 |
| 77120FSA Fund | 0.00 | -3,802.08 | 11,455.88 | 18,199.84 | 0.00 | -10,546.04 | 0.00 |
| 77130County HSA Fund | 2,161.38 | 0.00 | 32,406.46 | 32,219.84 | 2,348.00 | 0.00 | 0.00 |
| 77140DD HSA Fund | 0.00 | 0.00 | 3,331.00 | 3,331.00 | 0.00 | 0.00 | 0.00 |
| 78000Recorder's Escrow Fund | 19,260.40 | 0.00 | 1,602.00 | 2,296.90 | 18,565.50 | 0.00 | 0.00 |
| 78100ARSON OFFENDER REGISTRY | 0.00 | 0.00 | 0.00 | 0.00 | 0.00 | 0.00 | 0.00 |
| 79999Depreciation | 0.00 | 0.00 | 0.00 | 0.00 | 0.00 | 0.00 | 0.00 |
| 90010Treasurer Investments | 0.00 | 0.00 | 0.00 | 0.00 | 0.00 | 0.00 | 0.00 |
| 90020Treasurer Interest Earned | 128,701.17 | 0.00 | 223,457.42 | 140,590.73 | 211,567.86 | 0.00 | 0.00 |

Monthly Financial Report

For Month ending March 31,2022


| <u>Fund</u> | <u>Balance 3/01/2022</u> | <u>Overdrafts 3/01/2022</u> | <u>Receipts for March</u> | <u>Disbursements March</u> | <u>Balance 3/31/2022</u> | <u>Overdrafts 3/31/2022</u> | <u>Warrants Outstanding</u> |
|------------------------|------------------------------|---------------------------------|-------------------------------|--------------------------------|------------------------------|---------------------------------|---------------------------------|
| Total | 202,689,812.17 | -26,636,401.13 | 95,610,781.84 | 136,799,305.32 | 135,326,476.68 | -461,589.12 | 3,333,726.86 |
| Balance Less Overdraft | 176,053,411.04 | | | | 134,864,887.56 | | |
| Outstanding Warrants | 836,444.06 | | | | 3,333,726.86 | | |
| Total | 176,889,855.10 | | | | 138,198,614.42 | | |
| County Treasury | 124,472.07 | | | | 13,230.77 | | |
| County Depository | 176,705,366.25 | | | | 138,185,383.65 | | |
| Total | 176,829,838.32 | | | | 138,198,614.42 | | |




Office, Erie County Auditor

Sandusky, OH April 1,2022

It is hereby certified, that the foregoing is a true and accurate statement of the Finances of Erie County Auditor of the month of March 31,2022 showing the balance on hand in each Fund and account at the beginning of the month, the amount received to each, the amount disbursed from each, the balance remaining to the credit of each, and the balance of money in the Treasury and Depository.



Auditor



Treasurer

MARCH 2022

TREASURER DATA:

| | |
|-------------------------------------|-----------------------|
| TOTAL OF ALL ACCOUNTS PER TREASURER | 138,185,383.65 |
| TOTAL TREASURER OFFICE CASH | <u>13,230.77</u> |
| TOTAL CASH PER TREASURER | <u>138,198,614.42</u> |

AUDITOR DATA:

| | |
|----------------------------|-----------------------|
| BALANCE PER HARRIS | 135,326,476.68 |
| TOTAL OUTSTANDING WARRANTS | 3,333,726.86 |
| OVERDRAFTS | <u>-461,589.12</u> |
| TOTAL CASH PER AUDITOR | <u>138,198,614.42</u> |

DIFFERENCE (AUD-TRS)

0.00